



Sh. L. N. Hindu College, Rohtak (Haryana)

Affiliated to M.D. University, Rohtak

A Govt. Aided Post Graduate Co-Educational College Accredited by NAAC B Grade

Email: hindu_bca@yahoo.com

Website: <https://inhinducollege.edu.in/>



NAAC ACCREDITATION 2024
Cycle 3



CRITERION 4

Infrastructure & Learning Resources

4.4.1 Average percentage of expenditure incurred on maintenance of infrastructure (physical and academic support facilities) excluding salary component during the last five years (INR in lakhs)

Supporting Documents :-

- *Audited Statement of Expenditure Highlighting the Relevant Items*

Submitted to :- National Assessment and Accreditation Council

2018-19

2018-19

Expenditure

HARYANA 124001

SHRI L.N. HINDU COLLEGE
BHIWANI ROAD, ROHTAK
AMALGAMATED FUND

INCOME & EXPENDITURE A/C AS ON 31.03.2019

Expenditure	Amount	Income	Amount
To Audit Fee	12000.00	By Fee	395355.00
To Bank Charges	1183.00	By Interest from Bank	4834.00
To Bursar Allowances	6500.00	By Reliance Foundation Youth Sports	10000.00
To Annual Athletic meet	40152.00	By Excess of Exp. Over	706602.65
To Cartage A/c	560.00		
To Book Binding exp.	2750.00	Income C/o to B/S	
To Computer Repair	6100.00		
To Entertainment Exp.	100.00		
To Extra Activities	7588.00		
To Function Exp.	69281.00		
To Delnet Membership Fee	13650.00		
To Generator Diesel	49429.00		
To Generator Exp.	920.00		
To Electricity & water exp.	17850.00		
To Exam Exp.	1125.00		
To Misc. Exp.	20649.00		
To News Papers & Periodicals	43758.00		
To Labour charges	2140.00		
To Medicine exp.	581.00		
To Printing & Stationery Exp.	26389.00		
To Salary A/c	118824.00		
To Sainitory Exp.	3105.00		
To Sports Tournament Exp.	285398.00		
To Telephone Exp.	26668.00		
To Meeting exp.	2591.00		
To Plantation Exp.	1900.00		
To Repair & Maintance	29850.00		
To Subscription of magazines	2000.00		
To Stationary exp.	78824.00		
To T.A bills	7020.00		
To Youth Festival	6602.00		
To Depreciation	231304.65		
	1116791.65		

1116791.65

AUDITOR'S REPORT : As Per Separate Report of even date Annexed.

*

Physical
Academic

For Sandeep Attri & Associates
Chartered Accountants



(Poonam Rajotia)
(Partner)
M.No. 528830
PAN No. AAIFD8210H

Academic
Physical

SHRI L.N. HINDU COLLEGE
BIHWAMI ROAD, ROHTAK
AMALGAMATED FUND

Annex-I

Particulars	Rate of Dep.	Depreciation Chart As on 31.03.2019		Addition After 30.09.18	Sale	Total	Dep. Allowable	WDV As On 31.03.2019
		WDV As on 01.4.18	Addition Before 30.09.18					
Books	40%	247979.08	43265			291244.08	107844.63	183399.45
Equipment	15%	276720.65				276720.65	41508.10	235212.55
Library Assets & Furn.	10%	70552.47				70552.47	7055.25	63497.22
Aquaguard	15%	2585.66				2585.66	387.85	2197.81
Sports Material	10%	269169.95	1583.00	1800.00		272552.95	27165.30	245387.65
Misc. Assets	15%	177.46				177.46	26.62	150.84
Water Cooler	15%	17316.32				17316.32	2597.45	14718.87
Library Building	10%	327176.44				327176.44	32717.64	294458.80
Library Furniture	10%	27562.09				27562.09	2756.21	24805.88
Electric Fans	15%	1698				1698.00	254.70	1443.30
Computer	40%	120.32				120.32	48.13	72.19
Home Sci Equipments	15%	4884.97				4884.97	732.75	4152.22
Musical Instruments	15%	4294.40				4294.40	644.16	3650.24
Scanner	15%	1074.15				1074.15	161.12	913.03
Generator	15%	37876.37				37876.37	5681.46	32194.91
Furniture A/c	10%	14721.83				14721.83	1472.18	13249.65
Grass Cutting Machine	15%	1674.01				1674.01	251.10	1422.91



SHRI L.N. HINDU COLLEGE
BHIWANI ROAD, ROHTAK
FEE ACCOUNT

Depreciation Chart As on 31.03.2019

Annex. I

Particulars	Rate of Dep. WDV As on 01.4.18	Addition Before 30.09.18	Addition After 30.09.18	Total	Dep. WDV As Or		
					Allowable	31.03.2019	
Building	10%	1627074.94	152650.00	1779724.94	170339.99	1609384.5	
Boundary Wall	10%	79976.36		79976.36	7997.64	71978.7	
Water Tank	15%	12276.41		12276.41	1841.46	10434.5	
Cricket Ground	10%	5610.78		5610.78	561.08	5049.7	
Cycle Stand	10%	25701.19	342218.00	367919.19	19681.02	348238.1	
Electric Fans	15%	1806.16		1806.16	270.92	1535.2	
Furniture	10%	15404.11		15404.11	1540.41	13863.7	
Typewriter	15%	1109.07		1109.07	166.36	942.7	
Submersible Pumps	15%	9178.84		9178.84	1376.83	7802.0	
Music Equipments	15%	1498.74		1498.74	224.81	1273.9	
Auditorium	10%	5351926.46	12436857	9092384.00	26881167.46	2233497.55	24647669.9
		7131563.06	12436857.00	9587252.00	29155672.06	2437498.07	26718173.9

* Physical
 Academic



SHRI L.N. HINDU COLLEGE
BHIWANI ROAD, ROHTAK
MISCELLANEOUS ACCOUNT
INCOME & EXPENDITURE A/C AS ON 31.03.2019

Expenditure	Amount	Income	Amount
To AC Repair & Exp.	10050.00	By Center Creation Fees	38000.00
To Advertisement Exp.	74458.00	By Correspondance Fees	149760.00
To Antivirus for Office	4900.00	By Cost Of Lost Books	8191.00
To Bank Charges	15570.00	By Cultural Activities	124750.00
To Books Binding	11760.00	By Curriculum Activity	62018.00
To Building repair & Renovation	180623.00	By Cycle Fees	297000.00
o Camera conn & repairing	164031.00	By Degree Fee	1350.00
To Cartage Exp.	30950.00	By Dellpitation Fees	87787.00
To Computer Repair Charges	13750.00	By Donation	38000.00
To Cycle Allowance	9400.00	By Donation-Hindu Edu. Society	101000.00
To Depreciation	266386.91	By Electricity Fees	1385123.00
To Educational Tour	1625.00	By Evant Conservation	240193.00
To Electricity Bills	481936.00	By Examination Fee	780706.00
To Electricity & Water Exp.	42982.00	By Holiday Home Fee	24720.00
To Entertainment Exp.	1380.00	By Home Exam Fee	246295.00
To Entery Fee Z Y F	10000.00	By ID Card	62150.00
To Examination	24147.00	By Interest A/c	162548.00
To Extra Curicullam Activity	24065.00	By Late Admission fee	390600.00
To Fright Exp. (Rent)	430.00	By Liabrary Card	2340.00
To Function A/C	221952.00	By Library Fine	17695.00
To Furniture Repair & Exp.	4530.00	By Liabrary Maintaince Fees	7343.00
To Generator Diesel	36782.00	By Magzine Fees	125560.00
To Generator Expenses	10030.00	By Medical Fees	150700.00
To House Examination Exp.	3540.00	By Misc. Income	57463.00
To Identity Card Charges(Exp.)	1039.00	By NSS Fund	25205.00
To Identity Card Printing	71163.00	By Panorma Fees	24738.00
To Legal Exp.	51134.00	By Poor boys Fund	139768.00
To Magzine Exp.	85000.00	By R.k Fund	86520.00
To Meeting Exp.	79637.00	By Sale of Prospectus (Genral)	203500.00
To Messages Pack	8850.00	By Sale of Prospectus (Sc/Bc)	26875.00
To Misc. Exp.	28284.00	BY Sale of Waste Paper/Magzine	9570.00
To National Seminar	81488.00	By Science Exhibition Grant	23000.00
To NSS Exp.	29295.00	By Sports Fee	11600.00
To Petrol exp.	25510.00	By Student Council	18595.00
To Photostate Machine Repair	4250.00	By Subject Society	122400.00
To Plants Beautification	31597.00	To TRA/TRG	1145904.00
To Postage Exp.	8944.00	By University Cont. Fee	234880.00

*

Physical
Academic



To Printing & Stationery Exp.	132290.24
To Refreshment & Tea Arrangement	4656.00
To Refund of Excess Fees	360.00
To Refund of Fees	107159.00
To Remuneration P.F Maintenance	16500.00
To Repair & Maint.	14507.00
To Salary to Staff	123383.00
To Sanitary Exp.	6610.00
To Science Exhibition	20846.00
To Security Guard Salary	- 513017.00
To Sports Exp.	- 2920.00
To Sports Kit Amount	164972.00
To Stationery & Printing Exp.	16620.00
To Students Union Election Exp.	36104.00
To Swachh Bharat Intership	24505.00
To TA/DA Bills	95994.00
To Telephone & Communication	50625.00
To University Continuation & Extension Fees	118000.00
To University Exam Fee- Exp	666000.00
By University Other Charge	4000.00
To University Registration Exp.	1976950.00
To Water Bill	2513.00
To White Wash Exp.	185071.00
To Youth Red Cross Exp.	134851.00
To Zonal Youth Festival Exp.	232380.00
To Excess of income over Expenditure	1485549.85

By University Exam Fee	987510.00
By University Registration Fee	200500.00
By WI/FI/A/c	299220.00
By Youth Red Cross Fund	74680.00
By Youth Welfare Fee	74555.00
By University Compartment Fee	17540.00

8287852.00

8287852.00

AUDITOR'S REPORT : As Per Separate Report of even date Annexed.

*
 Physical
 Academic

For Sandeep Attri & Associates
Chartered Accountants



Peonam
(Peonam Rajotia)
(Partner)
M.No. 528830
PAN No. AAIFD8210H



Academic
Physical

*
SHRI L.N. HINDU COLLEGE
BHIWANI ROAD, ROHTAK
MISCELLANEOUS ACCOUNT
Depreciation Chart As on 31.03.2019

Particulars	Rate of Dep	Rate of Dep WDV As on		Addition	Sale	Total	Dep. Allowable	WDV As on 31.03.2019
		01.4.18	30.09.18					
Canteen furniture	10%	6804.81				6804.81	680.48	6124.33
Software	40%	23003.01	5000.00			28003.01	11201.20	16801.81
Air Conditioner	15%	36321.02				36321.02	5448.15	30872.87
Furniture	10%	960666.07	173608.00			1134274.07	104747.01	1029527.06
Electric Fans	15%	31803.13				31803.13	4770.47	27032.66
Typewriters	15%	11162.42				11162.42	1674.36	9488.06
Tubewell Motors	15%	5242.18				5242.18	786.33	4455.85
Duplicating Machine	15%	898.31				898.31	134.75	763.56
Misc. Assets	15%	11263.71	4323.00	24437.00		40016.71	4170.26	35846.45
Lab Equipments	15%	17681.30				17681.30	2652.20	15029.10
Vacuum Cleaner	15%	1768.43				1768.43	265.26	1503.17
Room Cooler	15%	2656.72				2656.72	398.51	2258.21
Sewing Machine	15%	8406.98				8406.98	1261.05	7145.93
Books	40%	214184.83	2776.00	478990.00		264350.83	96162.33	168188.50



Electric Meter	15%	8833.06	1324.96	7508.10
Inverter Batteries	15%	52043.60	6306.54	45737.06
Language Lab Furniture	10%	28763.10	2876.31	25886.79
Water Cooler	15%	11465.71	1769.86	10195.85
Computer Accessories	40%	5818.80	2057.52	3761.28
Generator Battery	15%	4479.50	671.93	3807.57
Music Instrument	15%	1572.50	235.88	1336.62
Thumb Impression M/C	15%	34687.78	5203.17	29484.61
Thumb Impression	15%	29791.01	4468.65	25322.36
M/C Software	15%	1779.28	266.89	1512.39
Tools	15%	6138.18	613.82	5524.36
Fly Killer	10%	3251.25	487.69	2763.56
Water Motor	15%	30090.00	4513.50	25576.50
Biometric machine	15%	11585.50	1737.83	9847.67
Ceiling Fans	15%	1534812.19	11599.00	1523213.19
			273278.00	1819689.19
			266386.91	1553302.28



Physical
Academic

*

SHRI L. N. HINDU COLLEGE
BHIWANI ROAD, ROHTAK
BCA ACCOUNT

INCOME & EXPENDITURE A/C AS ON 31.03.2019

Particulars	Amount	Income	Amount
Salary to Staff	5475930.00	By Income from Fee	12429093.00
Bank Charges	7431.00	By Library Fine	10217.00
Examination Exp.	23741.00	By Books Maintenance Fee	6060.00
College Security Refunded	33000.00	By Admission fee	122500.00
University Charges	1656135.00	By Interest from Bank on	
Misc. Exp.	5520.00	FDR & Others	1495261.00
Telephone charges	733.00	By Absentee Fine	265211.00
Inspection Exp.	9329.00	By I.D. cards	200.00
Furniture Repair	800.00	By Uni. Exam Fee	1400.00
Petrol/Conveyance Charges	12000.00	By Degree Fee	20.00
Advertisement	2750.00		
Educational exp.	1520.00		
AC Repair	3399.00		
Audit Fee	12000.00		
Stationery Exp.	4993.00		
Fee Refunded	384733.00		
Diff. in Books	100.00		
Lab Maintenance	21757.00		
Depreciation	587488.42		
To Net Surplus C/o to B/s	6086602.58		
	<u>14329962.00</u>		<u>14329962.00</u>

AUDITOR'S REPORT : As Per Separate Report of even date Annexed.

* Physical
 Academic



For Sandeep Attri & Associates
Chartered Accountants



Poonam
(Poonam Rajotia)
(Partner)
M.No. 528830
PAN No. AAIFD8210H

SHRI L.N. HINDU COLLEGE
BHIWANI ROAD, ROHTAK
BCA ACCOUNT

Depreciation Chart As on 31.03.2019

Annex-I

Particulars	Rate of Dep.	W/OV As		Addition	Total		W/OV As
		on 01.4.18	Before 30.09.18		After 30.09.18	Dep. Allowable on 31.3.19	
Computer	40%	3497.05			3497.05	1398.82	2098.23
Books	40%	256510.80	4385.00		260895.80	104358.32	156537.48
Building	10%	3562838.00			3562838.00	356283.80	3206554.20
Stabilizer	15%	2463.32			2463.32	369.50	2093.82
Printer	15%	5271.07			5271.07	790.66	4480.41
Furniture	10%	764265.82			764265.82	76426.58	687839.24
AC	15%	48702.84			48702.84	7305.43	41397.41
Room Cooler	15%	1689.43			1689.43	253.41	1436.02
Generator	15%	40873.58			40873.58	6131.04	34742.54
Ceiling Fan	15%	21033.63			21033.63	3155.04	17878.59
Projector	15%	16038.78			16038.78	2405.82	13632.96
Lab Equipment	15%	182408.30			182408.30	27361.25	155047.05
Inverter & battery	15%	8325.00			8325.00	1248.75	7076.25



4918307.62 587488.42 4330514.20

4385.00

4913917.62

Physical
Academic



14/6/19

2019-20

2019-20

Expenditure


AIF

Printed on 8-Jun-2021 at 12

Income & Expenditure Statement
1-Apr-2019 to 31-Mar-2020

Particulars	1-Apr-2019 to 31-Mar-2020	Particulars	1-Apr-2019 to 31-Mar-2020
Direct Expenses		Direct Incomes	
Advertisement Exp.	2,400.00	Fees Recived	4,10,880.00
Bank Charges	483.40	Interest From Bank	5,257.00
Books Binding Exp.	5,040.00	Misc. Income	43,028.00
Bursar Allownces	5,000.00		
Depriciation A/c	1,88,248.46		
Extra Activity A/c	10,994.00		
Legal Expenses	8,000.00		
Misc. Expenses	8,178.00		
News Papers Periodicals & Magazine	46,423.00		
Repair & Maintance	3,950.00		
Salary A/c	59,679.00		
Sport Tournament Exp.	31,840.00		
Telephone & Communication	65,058.00		
Gross Profit c/o	23,871.14		
	4,59,165.00		4,59,165.00
Excess of Income over Expenditure	23,871.14	Gross Profit b/f	23,871.14
Total	23,871.14	Total	23,871.14

* Physical
 Academic



Fixed Assets
SHRI L.N.HINDU COLLEGE-A.F(2019 - 20)
 1-April-2019 to 31-March-2020

Particulars	Rate of Dep.	WDV as on 01.04.19	Addition Before 30.09.19	Addition After 30.09.19	Total	Dep. Allowable	WDV as on 31.03.2020
Aquagaurd	15%	2197.81			2197.81	329.67	1868.14
Books	40%	183399.45			183399.45	73359.78	110039.67
Computer	40%	72.19			72.19	28.88	43.31
Electrical Fans	15%	1443.30			1443.30	216.5	1226.80
Equipments	15%	235212.55			235212.55	35281.88	199930.67
Furniture A/c	10%	13249.65			13249.65	1324.97	11924.68
Genrator	15%	32194.91			32194.91	4829.24	27365.67
Grass Cutting Machine	15%	1422.91			1422.91	213.44	1209.47
Home Sci Equipments	15%	4152.22			4152.22	622.83	3529.39
Library Assets and Furniture	10%	63497.22			63497.22	6349.72	57147.50
Library Building	10%	294458.80			294458.80	29445.88	265012.92
Library Furniture	10%	24805.88			24805.88	2480.59	22325.29
Misc. Assets	15%	150.84		400.00	550.84	56.63	494.21
Musical Instruments	15%	3650.24			3650.24	547.54	3102.70
Scanner A/c	15%	913.03			913.03	136.95	776.08
Sports Material	10%	245387.65	62775.00		308162.65	30816.26	277346.39
Water Cooler	15%	14718.87			14718.87	2207.7	12511.17
Grand Total		1120927.52	62775.00	400.00	1184102.52	188248.46	995854.06

* Physical Academic

17/6/2021
 SHRI L.N. HINDU COLLEGE
 PRINCIPAL
 ROHTAK


SARDOO & ASSOCIATES
 ROHTAK
 13.5.2021

fee

Income & Expenditure Statement
1-Apr-2019 to 31-Mar-2020

Particulars	1-Apr-2019 to 31-Mar-2020	Particulars	1-Apr-2019 to 31-Mar-2020
Direct Expenses	1,00,92,588.10	Direct Incomes	61,35,185.00
Auditourium Inaugration	5,29,545.00	Admission Fee	41,484.00
Bank Charges	1,471.00	Building Fund	4,14,640.00
Deprication A/c	54,99,678.10	Commerce Fee	82,098.00
Function A/c	14,583.00	Computer Fee	15,95,324.00
Legal Expenses	8,000.00	Development Fee	2,07,600.00
Misc Exp.	7,517.00	Donation -Development	22,05,000.00
Salary to Staff	40,31,794.00	EVS Fee	5,74,752.00
		Grant From Governor of Himachal	5,00,000.00
		Home Science Fee	65,675.00
		Interest From Bank	68,354.00
		Misc. Income	1,06,804.00
		Music Fee	57,600.00
		Physical Educatoin Fee	1,45,070.00
		Vocational Fee	70,784.00
		Gross Loss c/o	39,57,403.10
	<u>1,00,92,588.10</u>		<u>1,00,92,588.10</u>
Gross Loss b/f	39,57,403.10	Excess of Expenditure over Income	39,57,403.10
Indirect Expenses			
Total	39,57,403.10	Total	39,57,403.10

* Physical
Academic





Fixed Assets

Sri L.N. HINDU COLLEGE-Fee(2019 - 20)


Particulars	Rate of Dep.	WDV as on 01.04.19	Addition Before 30.09.19	Addition After 30.09.19	Total	Dep. Allowable	WDV as on 31.03.2020
Auditorium A/c	10%	23245408.52	5224255.00	67457.00	28537120.52	2850339.20	25686781.32
Badminton Court	10%	5049.70			5049.70	504.97	4544.73
Boundary Wall	10%	71978.72			71978.72	7197.87	64780.85
Building A/c	10%	1609384.95	847515.00		2456899.95	245689.00	9.95
Cycle Stand	10%	348238.17			348238.17	34823.82	313414.35
Electric Fans	15%	1535.24			1535.24	230.29	1304.95
Furniture A/c	10%	13863.70	50114.00		63977.70	6397.77	57579.93
Lib. Building - Discretionary Grant	10%	1402261.39			1402261.39	140226.14	1262035.25
Music Equipment	15%	1273.93			1273.93	191.09	1082.84
Sumpersibal Pump	15%	7802.01			7802.01	1170.30	6631.71
Type Writer	15%	942.71			942.71	141.41	801.30
Water Tank	15%	10434.95			10434.95	1565.24	8869.71
Grand Total		26718173.99	6121884.00	67457.00	32907514.99	5499678.10	27407836.89

Physical
Academic



Income & Expenditure Statement
1-Apr-2019 to 31-Mar-2020

Particulars	1-Apr-2019 to 31-Mar-2020	Particulars	1-Apr-2019 to 31-Mar-2020
Direct Expenses	81,58,586.27	Direct Incomes	1,03,21,537.7
Advertisement Exp.	54,280.00	Attendance & Exam Fine	8,96,000.00
Bank Charges	10,771.90	Correspondance Fee	1,50,515.00
Building Repair & Renovation	65,652.00	Culture Activities	1,23,090.00
Camera Conn & Repairing	8,024.00	Curriculum Activity	58,910.00
Computer Repair & Maintance	7,800.00	Cycle Fee	3,02,535.00
Delnet Membership A/c	13,570.00	Degree Fee	1,300.00
Depreciation A/c	3,45,874.37	Dilepitation Fee	93,700.60
Electricity Bills	90,230.00	Electricity Fee	11,98,878.00
Electricity & Water Exp.	10,461.00	Environment Conservation	2,32,506.00
Examination Exp.	13,389.00	F.D.P - Grant & Receipt	2,09,000.00
Extra Curicullam Activity	1,21,432.00	Grant National Seminar	50,000.00
Faculity Development Prog. Exp.	1,72,500.00	Holiday Home Fee	39,695.00
Fire Extinguisher	11,240.00	House Exam Fee	12,360.00
Function A/c	3,88,153.00	Identity Card	58,358.00
Furniture Repair & Exp.	74,762.00	Interest A/c	97,228.00
Genrator Running & Maintance	77,551.00	Internal Test Fee	1,96,930.00
Interview Exp.	66,410.00	Late Admission Fees	86,605.00
Legal Exp.	23,501.00	Lib. Card	3,488.00
Magzine Exp.	23,570.00	Library Book Maintance Fees	5,597.00
Misc. Exp.	47,149.00	Library Fine	15,944.00
NSS Exp.	47,765.00	Magzine Fee	1,33,625.00
Postage Exp.	17,746.00	Medical Fee	1,59,580.00
Printing & Stationery Exp.	1,31,091.00	Misc. Income	6,42,083.10
Refund of Fees	3,74,682.00	N.S.S Fund	23,200.00
Remuneration P.F Maintance	13,500.00	Panorma Fees	23,280.00
Repair & Maintenance	37,393.00	Poor Boys Fund	1,59,930.00
Salary To Staff	50,500.00	R.K. Fund	81,870.00
Security Guard Salary A/c	5,43,399.00	Student Council	17,458.00
Sports Exp.	5,84,547.00	Subject Society	1,15,755.00
T.A/D.A. Bills	1,32,602.00	TRAVTRG	13,25,319.00
Telephone & Communication	72,921.00	University Exam Fee	8,90,295.00
University Continuation & Extension Fees	1,27,440.00	University Exam Fee -Reapper	20,37,700.00
University Exam Fee- Exp	20,32,800.00	University Other Fund	1,95,335.00
University R.R & C.R Fee	23,13,785.00	University Registration Fee	2,56,550.00
Website Creation & Maintance Charges	5,905.00	Wi-Fi A/c	2,87,000.00
Youth Red Cross-Exp.	46,250.00	Youth Red Cross Fund	68,185.00
		Youth Welfare Fee	71,733.00
Gross Profit c/o	21,62,951.43		
	<u>1,03,21,537.70</u>		<u>1,03,21,537.7</u>
Indirect Expenses		Gross Profit b/f	21,62,951.
Excess of Income over Expenditure	21,62,951.43	Indirect Incomes	
Total	21,62,951.43	Total	21,62,951.



Physical
Academic

31.03.20

Dep. Amount

Total

Addition After
30.09.19

Addition Before
30.09.19

WDV as
on 01.04.19

Rate of Dep.

Particulars

Particulars	Rate of Dep.	WDV as on 01.04.19	Addition Before 30.09.19	Addition After 30.09.19	Total	Dep. Amount
Air Conditioner	15%	30872.87			30872.87	4630.93
Air Cooler	15%	2258.21			2258.21	338.73
Biometric Machine	15%	25576.50			25576.50	3836.48
Books A/c	40%	168188.50	15639.00	107705.00	291532.50	95072
Canteen Furniture	10%	6124.33			6124.33	612.43
Ceiling Fans	15%	9847.67			9847.67	1477.15
Computer Accessories	40%	3761.28			3761.28	1504.51
Duplicating Machine	15%	763.56			763.56	114.53
Electric Equipment	15%	27032.66	13217.00	691.00	13908.00	2034.38
Electric Fan A/c	15%	7508.10			7508.10	4054.9
Electric Motor	15%	5524.36			5524.36	1126.22
Fly Killer	10%	1029527.06	114018.00	7788.00	1147439.1	552.44
Furniture A/c	10%	3807.57		5400.00	9207.57	976.14
Generator Battery	15%	45737.06			45737.06	6860.6
Grass Cutting Machine	15%	15029.10	18600.00		18600.00	2790.00
Inverter Batteries	15%	25886.79			25886.79	38876.46
Lab Equipment	10%	35846.45	15114.00	6879.00	57839.45	12774.73
Language Lab Furniture	15%	1336.62			1336.62	200.49
Misc. Assets	15%	7145.93			7145.93	1071.89
Music Instruments	15%	16801.81			16801.81	78028.52
Sewing Machine	40%	29484.61		356539.00	373310.81	484.4
Software	10%	25322.36		9688.00	35010.36	4422.69
Sports Kit	15%	1512.39	908.00		2420.39	3798.35
Thumb Impression M/c	15%	4455.85			4455.85	363.06
Thumb Impression M/c Software	15%	9488.06			9488.06	668.38
Tools	15%	1503.17			1503.17	1423.21
Tube Well Motor	15%	2763.56			2763.56	8064.85
Type Writer	15%	10195.85			10195.85	1277.69
Vacume Cleaner	15%	1553302.28			1553302.28	414.53
Water Motor	15%					1529.38
Water Purifier A/c	15%					8666.47
Grand Total			177496.00	494690.00	2225483.28	346358.77
						1879129.51



Physical Academic

13/09/2019

HINDU

Sh. L. N. Hindu College, Rohtak
 Depreciation Chart as on 31.03.2020

	Amount	Rate of Dep%	Addition before 30.09.2019	Addition after 30.09.2019	Total Amount	Dep Amount	Balance Amount
ular	41397.41	15			41397.41	6,209.61	35,187.80
Books	156537.48	40	2100.00	7972.00	166609.48	65,049.39	101,560.09
ding	3206554.20	10			3206554.2	320,655.42	2,885,898.78
ding Fan	17878.59	15			17878.59	2,681.79	15,196.80
puter	2098.23	40			2098.23	839.29	1,258.94
niture	687839.24	10			687839.24	68,783.92	619,055.32
erator	34742.54	15			34742.54	5,211.38	29,531.16
ertor and Battery	7076.25	15			7076.25	1,061.44	6,014.81
b Equipment	155047.05	15			155047.05	23,257.06	131,789.99
inter	4480.41	15			4480.41	672.06	3,808.35
jector	13632.96	15			13632.96	2,044.94	11,588.02
oom Cooler	1436.02	15			1436.02	215.40	1,220.62
abilizer	2093.82	15			2093.82	314.07	1,779.75
rand Total	4330814.20		2100.00	7972.00	4340886.20	496995.78	3843890.42

Principal
 13.01.2021

SH. L. N. HINDU COLLEGE, ROHTAK
 PRINCIPAL

Physical
 Academic

2020-21

AIF 2020-21 Expenditure

Income & Expenditure Statement
1-Apr-2020 to 31-Mar-2021

Particulars	1-Apr-2020 to 31-Mar-2021	Particulars	1-Apr-2020 to 31-Mar-2021
Direct Expenses	2,79,736.02	Direct Incomes	4,23,649.00
Bank Charges	389.40	Fees Received	4,18,350.00
Bursar Allowances	1,000.00	Interest From Bank	5,299.00
Depreciation A/c	1,59,724.62		
News Papers Periodicals & Magazine	29,050.00		
Sport Tournament Exp.	20,700.00		
Telephone & Communication	68,872.00		
Gross Profit c/o	1,43,912.98		
	<u>4,23,649.00</u>		<u>4,23,649.00</u>
Surplus of Income over Expenditure	1,43,912.98	Gross Profit b/f	1,43,912.98
Total	1,43,912.98	Total	1,43,912.98

* Physical
 Academic



11/01/2022


Fixed Assets

SHRI L.N.HINDU COLLEGE-A.F.(2020 - 21)

1-April-2020 to 31-March-2021

Particulars	Rate of Dep.	WDV as on 01.04.20	Addition Before 30.09.20	Addition After 30.09.20	Total	Dep. Allowable	WDV as on 31.03.2021
Aquagard	15%	1868.14			1868.14	280.22	1587.92
Books	40%	110039.67	71600.00	69368.00	181007.67	58529.47	122478.20
Computer	40%	43.31			43.31	17.32	25.99
Electrical Fans	15%	1226.80			1226.80	184.02	1042.78
Equipments	15%	199930.67			199930.67	29989.60	169941.07
Furniture/A/c	10%	11924.68			11924.68	1192.47	10732.21
Genrator	15%	27365.67			27365.67	4104.85	23260.82
Grass Cutting Machine	15%	1209.47			1209.47	181.42	1028.05
Home Sci Equipments	15%	3529.39			3529.39	529.41	2999.98
Library Assets and Furniture	10%	57147.50			57147.50	5714.75	51432.75
Library Building	10%	265012.92			265012.92	26501.29	238511.63
Library Furniture	10%	22325.29			22325.29	2232.53	20092.76
Misc. Assets	15%	494.21			494.21	74.13	420.08
Musical Instruments	15%	3102.70			3102.70	465.41	2637.30
Scanner A/c	15%	776.08			776.08	116.41	659.67
Sports Material	10%	277346.39			277346.39	27734.64	249611.75
Water Cooler	15%	12511.17			12511.17	1876.68	10634.49
Grand Total		995854.06	1600.00	69368.00	1066822.06	159724.62	907097.45

* Physical
Academic



Income & Expenditure Statement

1-Apr-2020 to 31-Mar-2021

Particulars	1-Apr-2020 to 31-Mar-2021	Particulars	1-Apr-2020 to 31-Mar-2021
Direct Expenses	60,03,282.61	Direct Incomes	34,68,670.00
Bank Charges	848.42	Admission Fee	41,880.00
Building Expenses	34,618.00	Building Fund	4,22,100.00
Building Repair	2,81,031.00	Commerce Fee	27,000.00
Depncation A/c	27,70,232.99	Computer Fee	16,22,606.00
DR. Mangal San Sachu Renewration	5,27,075.20	Development Fee	2,08,900.00
Salary to Staff	23,85,886.00	Donation -Development	11,000.00
TDS	3,591.00	EVS Fee	6,24,439.00
		Home Science Fee	95,771.00
		Interest From Bank	73,459.00
		Music Fee	1,00,995.00
		Physical Educatoin Fee	1,95,205.00
		Vocational Fee	45,315.00
	60,03,282.61	Gross Loss c/o	25,34,612.61
Gross Loss b/f	25,34,612.61	Excess of Expenditure over Income	25,34,612.61
Indirect Expenses			
Total	25,34,612.61	Total	25,34,612.61

* Physical
 Academic





Fixed Assets

SHRI L.N.HINDU COLLEGE-Fee(2020 - 21)

1-April-2020 to 31-March-2021

Particulars	Rate of Dep.	WDV as on 01.04.20	Addition Before 30.09.20	Addition After 30.09.20	Total	Dep. Allowable	WDV as on 31.03.2021
Auditorium A/c	10%	25686781.32			25686781.32	2568678.13	23118103.19
Sadminion Court	10%	4544.73			4544.73	454.47	4090.26
Boundary Wall	10%	64780.85			64780.85	6478.09	58302.77
Building A/c	10%	9.95			9.95	9.95	0.00
Cycle Stand	10%	313414.35			313414.35	31341.44	282072.92
Electric Fans	15%	1304.95			1304.95	195.74	1109.21
Furniture A/c	10%	57579.93			57579.93	5757.99	51821.94
Lib. Building - Discretionary Grant	10%	1262035.25			1262035.25	126203.53	1135831.73
Music Equipment	15%	1082.84			1082.84	162.43	920.41
Summersibal Pump	15%	6631.71		10200.00	16831.71	1759.76	15071.95
Type Writer	15%	801.30			801.30	120.20	681.11
Water Tank	15%	8869.71			8869.71	1330.46	7539.25
Grand Total		27407836.89	0.00	10200.00	27418036.89	2742492.17	24675544.72

Physical
Academic



Income & Expenditure Statement

1-Apr-2020 to 31-Mar-2021

Particulars	1-Apr-2020 to 31-Mar-2021	Particulars	1-Apr-2020 to 31-Mar-2021
Direct Expenses		Direct Incomes	73,93,177.00
Advertisement Exp.	34,270.00	Center Creation Fees	9,820.00
Annual Sports Athletic Meet	1,05,064.00	Cheque Issue But Clear	61,029.00
Bank Charges	8,531.24	Correspondance Fee	1,68,375.00
Building Repair & Renovation	1,34,709.00	Culture Activities	1,40,856.00
Camera Conn & Repairing	8,600.00	Curriculum Activity	59,250.00
COVID- 19	12,765.00	Cycle Fee	3,40,105.00
Cycle Allownces	2,000.00	Degree Fee	680.00
Delnet Membership A/c	13,570.00	Dilepitation Fee	1,04,237.00
Depreciation A/c	3,81,413.47	Donation	26,000.00
Electricity Bills	1,27,431.75	Electricity Fee	15,41,788.00
Examination Exp.	1,260.00	Environment Conservation	2,27,834.00
Extra Curicullam Activity	27,279.00	Holiday Home Fee	24,110.00
Festival Expenses	2,940.00	House Exam Fee	2,50,479.00
Fire Extinguisher	7,729.00	Identity Card	61,500.00
Function A/c	61,385.00	Interest A/c	1,62,805.00
Genrator Running & Maintance	47,424.00	Internal Test Fee	1,800.00
Home Science Lab Exp.	8,949.00	Lib. Card	480.00
Inter College Tournament	5,520.00	Library Book Maintance Fees	60.00
Legal Exp.	9,808.00	Library Fine	12,796.00
Magzine Exp.	16,940.00	Magzine Fee	1,47,357.00
Medision Exp.	955.00	Medical Fee	1,77,618.00
Meeting Exp.	6,942.00	Misc. Income	2,82,156.00
Misc Exp.	7,396.00	Notice Period Salary	25,000.00
NAAC Team Exp.	44,563.00	N.S.S Fund	23,730.00
NPS Transtion Charge	6,885.00	Panorma Fees	23,690.00
Petrol Exp.	4,080.00	Poor Boys Fund	1,76,258.00
Postage Exp.	12,610.00	R.K. Fund	82,068.00
Printing & Stationery Exp.	28,356.00	Sale of Wast Paper/Magzine	6,044.00
Refreshment & Tea Arrangement	8,029.00	Student Council	17,201.00
Refund of Fees	1,35,886.00	Subject Society	1,19,633.00
Remuneration P.F Maintance	12,000.00	TR/ATRG	11,60,832.00
Repair & Maintenance	9,204.00	University Exam Fee	10,76,509.00
Security Guard Salary A/c	2,72,800.00	University Registration Fee	4,10,745.00
Stationery A/c	56,787.00	Wi-Fi A/c	3,29,619.00
T.A /D.A Bills	39,131.00	Youth Red Cross Fund	70,343.00
Telephone & Communication	48,162.00	Youth Welfare Fee	70,370.00
University Cont. Exp.	74,340.00		
University R.R & C.R.Fee	14,93,985.00		
Water Bill	1,385.00		
Website Creation & Maintance Charges	38,363.16		
Gross Profit c/o	40,73,709.38		
	73,93,177.00		
Indirect Expenses		Gross Profit b/f	40,73,709.38
Excess of Income over Expenditure	40,73,709.38	Indirect Incomes	



* Physical
 Academic

P.N. HINDU COLLEGE-MISC.
Income & Expenditure Statement : 1-Apr-2020 to 31-Mar-2021


Particulars	1-Apr-2020 to 31-Mar-2021	Particulars	1-Apr-2020 to 31-Mar-2021
Total	40,73,709.38	Total	40,73,709.38



FIXED ASSETS

SHRI N. HINDU COLLEGE-Misc(2020 - 21)

Particulars	Rate of Dep.	WDV as on 01.04.20	Addition Before 30.09.20	Addition After 30.09.20	Total	Dep. Allowable	WDV as on 31.03.2021
Conditioner	15%	26241.94			26241.94	3936.29	22305.65
Cooler	15%	1919.48			1919.48	287.92	1631.56
ometric Machine	15%	21740.02			21740.02	3261.00	18479.02
Books A/c	40%	196460.50	37132.00	1773.00	229365.50	91393.32	137972.18
Anteent Furniture	10%	5511.90			5511.90	551.19	4960.71
elling Fans	15%	8370.52			8370.52	1255.58	7114.94
omputer Accessories	40%	2256.77		12899.00	15155.77	4836.57	10319.20
uplicating Machine	15%	649.03			649.03	97.35	551.68
edric Equipment	15%	11873.62		5007.00	16880.62	2156.57	14724.05
lectric Fan A/c	15%	22977.76			22977.76	3446.60	19531.16
lectric Motor	15%	6381.88			6381.88	957.28	5424.60
y Killer	10%	4971.92			4971.92	497.19	4474.73
urniture A/c	10%	1036589.15			1036589.15	103658.92	932930.23
enerator Battery	15%	8231.43			8231.43	1234.71	6996.72
lass Cutting Machine	15%	15810.00		3900.00	15810.00	2371.50	13438.50
verter Batteries	15%	38876.46			42776.46	6123.97	36652.49
Lab Equipment	15%	12774.73	2148.00		14922.73	2238.41	12684.32
Language Lab Furniture	10%	23298.11			23298.11	2329.81	20968.30
Misc. Assets	15%	49679.46	3215.00		52894.46	7934.17	44960.29
usic Instruments	15%	1136.13			1136.13	170.42	965.71
ewing Machine	15%	6074.04			6074.04	911.11	5162.93
Software	40%	295312.29	29500.00		324812.29	129924.92	194887.37
ports Kit	10%	9203.60			9203.60	920.36	8283.24
humb Impression M/c	15%	25061.92			25061.92	3769.29	21302.63
humb Impression M/c Software	15%	21524.01			21524.01	3228.60	18295.41
ools	15%	2057.33			2057.33	308.60	1748.73
ube Well Motor	15%	3787.47			3787.47	568.12	3219.35
ype Writer	15%	8064.85			8064.85	1209.73	6855.12
acume Cleaner	15%	1277.69			1277.69	191.65	1086.04
Water Motor	15%	2349.03			2349.03	352.35	1996.68
Water Purifier A/c	15%	8666.47			8666.47	1299.97	7366.50
Grand Total		1879129.51	65995.00	23579.00	1968703.51	381413.48	1587290.04



Physical
Academic

Income & Expenditure A/C As on 31.03.2021

Expenditure	Amount	Income	Amount
	180	Income from fee	11648471
Disbursement	2262.06	Library Fine	2264
Charges	59740	Library Card	576
18-19	13000	Sale of Tree	1500
College Security Refunded	6975	Interest from Bank on FDR & Others	239947
Computer Repair and Manintance	4960	Degree Fee	230
Conveyance / petrol Exp.	427040.62	Fee of SC students	871200
Depreciation	186720	Fee of Poor students	33000
Electricity Expenses	2568	Unclaimed Cheque	15250
Extra Activity	1135		
Function Expenses	8670		
Inspection Expenses	15968		
Medical Expenses	1492		
Repair and Maintenance Building	330		
Repair and Maintenance Furniture	9358		
Repair and Maint. Electricity	5816202		
Salary to Staff	1151976		
University Exam. Fee	3050		
Water Cooler Repair	3249		
Water Expenses	5097562.32		
Excess of Income over Expenditure			
Total	12812438.00	Total	12812438.00

* Physical
Academic



2021-22

2021-22

Expenditure

SHRI L.N.HINDU COLLEGE-A.F.(2021-2022)
1-Apr-2021 to 31-Mar-2022

1-Apr-2021 to 31-Mar-2022
435452.00

Particulars		Particulars	
1-Apr-2021 to 31-Mar-2022		1-Apr-2021 to 31-Mar-2022	
Direct Expenses	3000.00	Direct Incomes	404020.00
Advertisement Exp.	56713.00	Fees Received	5264.00
Annual Sports Athletic Meet	3699.30	Interest From Bank	6309
Bank Charges	10500.00	Misc. Income	19859.00
Bursar Allowances	157914.42	Sale Of Waste Papers	
Depreciation A/c	5900.00		
E-Data Base	37124.00		
Journal Subscription	39847.00		
News, Papers, Periodicals & Magazine	101898.00		
Telephone & Communication			
Gross Profit c/o	18856.28		
	435452.00		435452.00
Total		Total	

Physical

Academic



Sabia
SABIA
Chartered Accountant
M. No. 558837



1961/2021

Fixed Assets

SHRI L.N.HINDU COLLEGE A.F.(2021 - 22)

1-April-2021 to 31-March-2022

Particulars	Rate of Dep.	WDV as on 01.04.21	Addition Before 30.09.21	Addition After 30.09.21	Total	Dep. Allowable	WDV as on 31.03.2022
Aquagaurd	15%	1587.92			1587.92	238.19	1349.73
Books	40%	122478.20	2400.00	83914.00	218792.20	68734.08	150058.12
Computer	40%	25.99			25.99	10.40	15.59
Electrical Fans	15%	1042.78			1042.78	156.42	886.36
Equipments	15%	169941.07			169941.07	25491.16	144449.91
Furniture A/c	10%	10732.21			10732.21	1073.22	9658.99
Generator	15%	23260.82			23260.82	3489.12	19771.70
Grass Cutting Machine	15%	1028.05			1028.05	154.21	873.84
Home Sci Equipments	15%	2999.98			2999.98	450.00	2549.98
Library Assets and Furniture	10%	51432.75			51432.75	5143.28	46289.47
Library Building	10%	238511.63			238511.63	23851.16	214660.47
Library Furniture	10%	20092.76			20092.76	2009.28	18083.48
Misc. Assets	15%	420.08			420.08	63.01	357.07
Musical Instruments	15%	2637.29			2637.29	395.59	2241.70
Scanner/A/c	15%	659.67			659.67	98.95	560.72
Sports Material	10%	249611.75			249611.75	24961.18	224650.57
Water Cooler	15%	10634.49			10634.49	1595.17	9039.32
Grand Total		907097.44	2400.00	93914.00	1003411.44	157914.42	845497.02

Physical

Academic

SABIA



01/11/2021

SHRI L.N. HINDU COLLEGE - FEE (2021-22)
1-Apr-2021 to 31-Mar-2022

Particulars		1-Apr-2021 to 31-Mar-2022
Direct Expenditure		5725006.28
Direct Expenses		
Earn Charges	9502.54	
Building Repair	45453.00	
Bundling A/c	2554769.74	
Development Charges	37400.00	
Lit. Mangal Sain Stachiu Renovation	651688.00	
Home Sci. Exp.	58018.00	
Netural/Flug - Exp.	10000.00	
Salary to Staff	2355045.00	
TDS	3130.00	
Total	5725006.28	
Direct Incomes		3390504.00
Admission Fee	54114.00	
Building Fund	398906.00	
Commerce Fee	19237.00	
Computer Fee	1610062.00	
Development Fee	196209.00	
EVS Fee	545934.00	
Home Science Fee	87535.00	
Interest From Bank	41436.00	
Music Fee	123575.00	
Physical Education Fee	269159.00	
Vocational Fee	44337.00	
Gross Loss		2334502.28
Total	5725006.28	5725006.28



Sabia
SABIA
Chartered Accountant
M. No. 558387

Physical
Academic



19/1/22

SHRI L.N.HINDU COLLEGE-Fee(2021 - 22)

1-April-2021 to 31-March-2022

Particulars	Rate of Dep.	WDV as on 01.04.21	Addition Before 30.09.21	Addition After 30.09.21	Total	Dep. Allowable	WDV as on 31.03.2022
Auditorium A/c	10%	23118103.19			23118103.19	2311810.32	20806292.87
Badminton Court	10%	4090.26			4090.26	409.03	3681.23
Boundary Wall	10%	58302.77			58302.77	5830.28	52472.49
Building A/c	10%	0.00	472766.00	671222.00	1143988.00	80837.70	1063150.30
Cycle Stand	10%	282072.92			282072.92	28207.29	253865.63
Electric Fans	15%	1109.21			1109.21	166.38	942.83
Furniture A/c	10%	51821.94			51821.94	5182.19	46639.75
Lib. Building - Discretionary Gra	10%	1135831.73			1135831.73	113583.17	1022248.56
Music Equipment	15%	920.41			920.41	138.06	782.35
National Flag	10%	0.00	561250.00	0.00	561250.00	56125.00	505125.00
Sumbarsibal Pump	15%	15071.95			15071.95	1759.76	13312.19
Type Writer	15%	681.11			681.11	102.17	578.94
Water Tank	15%	7539.25			7539.25	1130.89	6408.36
Grand Total		24675544.74	1034016.00	671222.00	26380782.74	2605282.24	23775500.50



* Physical
* Academic



24/6/2022

Particulars	5851238.00
Advertisement Exp	19176.00
Antivirus for Office	8250.00
Bank Charges	12984.90
Books Binding	6570.00
Building Repair & Renovation	117591.00
Camera Conn & Repairing	17274.00
Conveyance & Petrol Exp.	32700.00
Covid-19 Exp.	780.00
Cycle Allowances	20600.00
Depreciation A/c	304191.60
E-Data Base	13570.00
Electricity Bills	655624.40
Electricity & Water Exp.	2500.00
Examination Exp.	9259.00
Excess on Income	822391.10
Extra Curicullam Activity	49665.00
Fire Extinguisher	4248.00
Function A/c	88223.00
Genrator Running & Maintance	146678.00
Home Science Lab Exp.	6839.00
Identity Card Charges(Exp.)	20650.00
Inter College Tournament	2260.00
Legal Exp.	43322.00
Magzine Exp.	16610.00
Meeting Exp.	1931.00
Misc Exp.	20580.00
NAAC Exp.	12500.00
National Cadet Corps	45497.00
NSS Exp.	39667.00
Postage Exp	1576.00
Printing & Stationery Exp.	162292.00
Refund of Fees	134404.00
Remuneration P.F Maintenance	27000.00
Repair & Maintenance	27236.00
Security Guard Salary A/c	396933.00
Stationery A/c	23623.00
T.A/D.A. Bills	40968.00
Telephone & Communication	37903.00
University-Continution & Extension Fees	70057.00
University Other Charge	100.00
University R.R & C.R Fee	2109125.00
Water Bill	5532.00
Website Creation & Maintance Charges	24000.00
Youth Red Cross-Exp.	42580.00
Zonal Youth Festival Exp.	197777.00
Total	5851238.00

Direct Income	5851238.00
Cheque Issues But Clear	145255.00
Correspondance Fee	650.00
Cost of Lost Books	122989.00
Culture Activities	60280.00
Curriculum Activity	288960.00
Cycle Fee	260.00
Degree Fee	87623.00
Dilepitation Fee	299904.00
Electricity Fee	243289.00
Environment Conservation	100280.00
Fee Rec. 1st Year	26401.00
House Exam Fee	60063.00
Identity Card	222299.00
Interest A/c	221890.00
Internal Test Fee	13453.00
Late Admission Fees	1684.00
Lib. Card	5665.00
Library Fine	120453.00
Magzine Fee	142946.00
Medical Fee	35919.00
Misc. Income	114410.00
N.S.S Fund	24180.00
Panorma Fees	144491.00
Poor Boys Fund	99869.00
R.K. Fund	3986.00
Sale of Waste Material (Iron Etc)	55010.00
Sale of Wast Paper/Magzine	17588.00
Student Council	121195.00
Subject Society	1177644.00
TRATRG	1000698.00
University Exam Fee	449255.00
University Other Fund	287829.00
Wi-Fi A/c	72805.00
Youth Red Cross Fund	72750.00
Youth Welfare Fee	
Total	5851238.00




Sabia
SABIA
Chartered Accountant
M. No. 558387

* Physical
Academic

Fixed Assets
Sri L.N.HINDU COLLEGE-Misc (2021 - 22)

Particulars	Rate of Dep.	WDV as on 01.04.21	Addition Before 30.09.21	Addition After 30.09.21	Total	Dep. Allowable	WDV as on 31.03.2022
Air Conditioner	15%	22305.65			22305.65	3345.85	18959.8000
Air Cooler	15%	1631.56			1631.56	244.73	1386.8300
Biometric Machine	15%	18479.02			18479.02	2771.85	15707.1700
Books A/c	40%	137972.18			137972.18	55188.87	82783.3100
Canteen Furniture	10%	4960.71			4960.71	496.07	4464.6400
CCTV Camera	40%			37822.00	37822.00	7564.40	30257.6000
Ceiling Fans	15%	7114.94			7114.94	1067.24	6047.7000
Computer Accessories	40%	10319.20			10319.20	4836.57	5482.6300
Duplicating Machine	15%	551.68			551.68	82.75	468.9300
Electric Equipment	15%	14724.05	3439.00		18163.05	2156.57	16006.4800
Electric Fan A/c	15%	19531.16			19531.16	3446.60	16084.5600
Electric Motor	15%	5424.60			5424.60	813.69	4610.9100
Fly Killer	10%	4474.73			4474.73	447.47	4027.2600
Furniture A/c	10%	932930.23	37100.00		970030.23	97003.02	873027.2100
Generator Battery	15%	6996.72			6996.72	1049.51	5947.2100
Grass Cutting Machine	15%	13438.50			13438.50	2015.78	11422.7200
Inverter Batteries	15%	36652.49			36652.49	6123.97	30528.5200
Lab Equipment	15%	12684.32			12684.32	1902.65	10781.6700
Language Lab Furniture	10%	20968.30			20968.30	2096.83	18871.4700
Misc. Assets	15%	44960.29			44960.29	6744.04	38216.2500
Music Instruments	15%	965.71			965.71	144.86	820.8500
Sewing Machine	15%	5162.93			5162.93	774.44	4388.4900
Software	40%	194887.37	35400.00		230287.37	92114.95	138172.4200
Sports Kit	10%	8283.24			8283.24	828.32	7454.9200
Thumb Impression M/c	15%	21302.63			21302.63	3195.39	18107.2400
Thumb Impression M/c Software	15%	18295.41			18295.41	2744.31	15551.1000
Tools	15%	1748.73			1748.73	262.31	1486.4200
Tube Well Motor	15%	3219.35			3219.35	482.90	2736.4500
Type Writer	15%	6855.12			6855.12	1028.27	5826.8500
Vacume Cleaner	15%	1086.04			1086.04	162.91	923.1300
Water Motor	15%	1996.68	11000.00		12996.68	1949.50	11047.1800
Water Purifier A/c	15%	7366.50			7366.50	1104.98	6261.5200
Grand Total		1587290.04	86939.00	37822.00	1712051.04	304191.62	1407859.44



Physical * Academic

1-Apr-2021 to 31-Mar-2022

Fertilisment	19552.00
Affiliation Processing Fee	136786.00
Audit Fee	16500.00
Bank Charges	27389.90
College Security Refunded	39200.00
Computer Repair and Manintance	5950.00
Conveyance /petrol Exp.	23000.00
Crockery Expenses	2070.00
Depreciation	379491.26
Electricity Expenses	182052.00
Examination Exp.	22991.00
Extra Activity	2000.00
Fee Refunded	319938.00
Inspection Expenses	20747.00
Interview Expenses	1458.00
Labour Charges	1360.00
Meeting Expenses	1725.00
Misc. Expenses	8927.00
Repair and Maintance Ac	8101.00
Repair and Maintance Building	4850.00
Repair and Maint. Computer	100.00
Repair and Maint. Eleticity	16123.00
Salary to Staff	8974161.00
Sanitary Fitting	12806.00
Stationary Expenses	460.00
Stationary & Printing	14042.00
Travelling Expenses	1500.00
University Charges	18535.00
University Examination Fees Ac	1981881.00

12243796.16

Direct Incomes

14588443.00

Admission Fee	2000.00
BAJMC III	83500.00
BAJMC II YEAR	122400.00
Bajmc I Year	143190.00
Eba 111 Year	317396.00
Eba 11 Year	551096.00
Bba 1 Year Fee	791916.00
BCA111 YR FEE	616167.00
BCA 11 YR FEE	679950.00
Bca 1 Year Fee	1353854.00
Bcom (H) 111 Year	1146594.00
Bcom (H) 11 Year	1001359.00
Bcom (H) 1 Year	921274.00
B.Com (Hons)	42436.00
BSC 111 Year	411600.00
Bsc 11 Fee	412975.00
Bsc 1 Fee	368726.00
B.Sc. Medical Ist	118952.00
Fee Received	18300.00
Interest Received From Bank 8330	256827.00
Int. Received in Hd/c A/c 6004	5132.00
Late Fee Bca I	5000.00
Late Fee Bcom H	2500.00
LIBRARY CARD A/C	20.00
Library Fine	174.00
M.A. Hindi 1	652516.00
M.A. Hindi 11 Year	382520.00
M.A Hindi SC Ist	22286.00
M.Com 11 Yr Fee	828404.00
M.Com 5 Years	550855.00
M.Com (INT) III Years	53640.00
M.Com (Int) II Year	69740.00
M.Com (INT) I Year	145460.00
M.COM LY FEE	4300.00
M.Com Part 11 Fee	13800.00
M.Com Part 1 Fee	907708.00
Mis Fee	2000.00
M.Sc 11 Year	648200.00
M.Sc Part I	925056.00
Sale of Waste Paper	2620.00
Unclaimed Cheque	6000.00
	14588443.00

Gross Profit c/o 2344646.84
 Profit 14588443.00
 Profit 2344646.84



Gross Profit b/f 2344646.84

Total 2344646.84 Total 2344646.84




Sabia
 SABIA
 Chartered Accountant
 M. No. 55838
 * Physical
 Academic

Depreciation Chart as on 31.03.2022

Particular	Amount	Rate of Dep%	Addition before 30.09.2021	Addition after 30.09.2021	Dep Amount	Balance Amount
Ac	29909.63	15	-	-	4,486.44	25,423.19
Books	60936.05	40	-	-	24,374.42	36,561.63
Building	2597308.90	10	-	-	259,730.89	2,337,578.01
Ceiling Fan	12917.28	15	-	-	1,937.59	10,979.69
Computer	755.36	40	7740	-	3,398.14	5097.22
Furniture	557149.79	10	-	16343	56,532.13	516960.66
Generator	25101.49	15	-	-	3,765.22	21,336.27
Inventor and Battery	5112.59	15	-	-	766.89	4,345.70
Lab Equipment	112021.48	15	-	71343	22,153.95	161210.53
Printer	3237.10	15	-	-	485.57	2,751.54
Projector	9849.82	15	-	-	1,477.47	8,372.35
Room Cooler	1037.53	15	-	-	155.63	881.90
Stabilizer	1512.78	15	-	-	226.92	1,285.86
Grand Total	3416849.80		7740.00	87686.00	379491.26	3132784.54

*

Physical
Academic



2022-23

2022-23

Expenditure

SHRI L.N.HINDU COLLEGE-A.F.(2022-2023)		1-Apr-2022 to 31-Mar-2023	
Particulars	1-Apr-2022 to 31-Mar-2023	Particulars	1-Apr-2022 to 31-Mar-2023
Direct Expenses	435.73	Direct Incomes	
Bank Charges	6000.00	Fees Received	404738.00
Bursar Allowances	1450.00	Interest From Bank	7582.00
Delnet Membership Ac	167249.27		
Depreciation A/c	2000.00		
Extra Activity A/c	236419.00		
Inter College -Competition	17774.00		
Journal Subscription	49479.00		
News Papers Periodicals & Magazine	4425.00		
Stationery Expenses	98908.00		
Telephone & Communication			
	584140.00		
		Gross Loss c/o	171820
			171820
Total	584140.00	Total	584140.00



Chartered Accountant
M. No. 578397

Sabita
SABIA

Physical
Academic



19/6/2024

Fixed Assets
SHRI L.N.HINDU COLLEGE-A.F.(2022 - 23)
1-April-2022 to 31-March-2023

Particulars	Rate of Dep.	WDV as on 01.04.22	Addition Before 30.09.22	Addition After 30.09.22	Total	Dep. Allowable	WDV as on 31.03.2023
Aquagaurd	15%	1349.73			1349.73	202.460	1147.270
Books	40%	150058.12	4765.00	94876.00	249699.12	80904.450	168794.670
Computer	40%	15.59			15.59	6.240	9.350
Electrical Fans	15%	886.36			886.36	132.950	753.410
Equipments	15%	144449.91			144449.91	21667.490	122782.420
Furniture A/c	10%	9658.99			9658.99	965.900	8693.090
Generator	15%	19771.70			19771.70	2965.760	16805.940
Grass Cutting Machine	15%	873.84			873.84	131.080	742.760
Home Sci Equipments	15%	2549.98			2549.98	382.500	2167.480
Library Assets and Furniture	10%	46289.47			46289.47	4628.950	41660.520
Library Building	10%	214660.47			214660.47	21466.050	193194.420
Library Furniture	10%	18083.48			18083.48	1808.350	16275.130
Misc. Assets	15%	357.07			357.07	53.560	303.510
Musical Instruments	15%	2241.70			2241.70	336.260	1905.440
Scanner A/c	15%	560.72			560.72	84.110	476.610
Sports Material	10%	224650.57	76922.00		301572.57	30157.260	271415.310
Water Cooler	15%	9039.32			9039.32	1355.900	7683.420
Grand Total		845497.02	81687.00	94876.00	1022060.02	167249.27	854810.75



Physical Academic



12/6/2023

SHRI L.N. HINDU COLLEGE - FEE (2022-2023)
1-Apr-2022 to 31-Mar-2023

Particulars		1-Apr-2022 to 31-Mar-2023	1-Apr-2022 to 31-Mar-2023
Direct Expenses			
Bank Charges	2845.76		
Building Repair	360863.00		
Depreciation A/c	2654270.41		
Salary to Staff	2334545.00		
	5352524.17		
Direct Incomes			
Admission Fee		40320.00	
Building Fund		396900.00	
Commerce Fee		17496.00	
Computer Fee		1520999.00	
Development Fee		198550.00	
EVS Fee		648134.00	
Home Science Fee		93675.00	
Interest From Bank		68356.00	
Music Fee		85290.00	
Physical Education Fee		255135.00	
Vocational Fee		35900.00	
		3360755.00	
Total	5352524.17		5352524.17

Gross Loss

1991769.17

Physical
Academic



Sabia
Chartered Accountant
M. No. 558387



12/6/2023

Fixed Assets
SHRI L.N.HINDU COLLEGE-FEE(2022 - 23)
1-April-2022 to 31-March-2023

Particulars	Rate of Dep.	WDV as on 01.04.22	Addition Before 30.09.22	Addition After 30.09.22	Total	Dep. Allowable	WDV as on 31.03.2023
Auditorium/A/c	10%	20806292.87			20806292.870	2080629.2900	18725663.58
Badminton Court	10%	3681.23			3681.230	368.1200	3313.11
Boundary Wall	10%	52472.48			52472.480	5247.2500	47225.23
Building A/c	10%	1063150.30	1704090.00	1898179.00	4665419.300	371632.9800	4293786.32
Cycle Stand	10%	253865.62			253865.620	25386.5600	228479.06
Electric Fans	15%	942.83	36580.00		37522.830	5628.4200	31894.41
Furniture A/c	10%	46639.75			46639.750	4663.9800	41975.77
Lib. Building - Discretionary Gra	10%	1022248.55			1022248.550	102224.8600	920023.69
Music Equipment	15%	782.35			782.350	117.3500	665.00
National Flag	10%	555637.50			555637.500	55563.7500	500073.75
Sunmersibal Pump	15%	13312.19			13312.190	1759.7600	11552.43
Type Writer	15%	578.93			578.930	86.8400	492.09
Water Tank	15%	6408.36			6408.360	961.2500	5447.11
Grand Total		23826012.96	1740670.00	-1898179.00	27464861.96	2654270.4100	24810591.55

*
Physical
Academic



Sabia
SABIA
Chartered Accountant
M. No. 558387




12/6/2023

SHRI L.N. HINDU COLLEGE-MISC.(2022-23)

1-Apr-2022 to 31-Mar-2023

Particulars	1-Apr-2022 to 31-Mar-2023	Particulars	1-Apr-2022 to 31-Mar-2023
Direct Expenses	6230638.03	Direct Incomes	7549453
Advertisement Exp.	91860.00	Cheque Issue Not Preseant	4037.00
Annual Sports Athletic Meet	129330.00	Collection Participant - National Semir	46100.00
Auditourium Exp.	25827.00	Correspondance Fee	140940.00
Auditourium Insurance - National	52203.00	Culture Activities	106422.00
Bank Charges	20729.46	Curriculum Activity	69367.00
Books Binding	17850.00	Cycle Fee	279670.00
Building Repair & Renovation	9000.00	Dilepitation Fee	88704.00
Computer Repair & Maintance	34040.00	Electricity Fee	1533178.00
Conveyance & Petrol Exp.	19860.00	Environment Conservation	222297.00
Cycle Allownces	18200.00	Examination Fine	525668.00
Depreciation A/c	252213.57	Holiday Home Fee	26940.00
DGHE - Late Admision Charge	274493.00	House Exam Fee	224715.00
E-Data Base	19470.00	Identity Card	62595.00
Educational Tour	22325.00	Interest A/c	201356.00
Electricity Bill	444425.00	Late Admission Fees	172096.00
Examination Exp.	19564.00	Lib. Card	2610.00
Extra Cuncullam Activity	54288.00	Library Fine	16031.00
Festival Expenses	4200.00	Magzine Fee	125850.00
Function A/c	129165.00	Medical Fee	155104.00
Generator Running & Maintance	139850.00	Misc. Income	241659.00
Home Science Lab Exp.	3165.00	N.S.S Fund	22375.00
Identity Card Charges(Exp.)	23720.00	Panorma Fees	22450.00
Legal Exp.	46175.00	Poor Boys Fund	149990.00
Magzine Exp.	326.00	R.K. Fund	82833.00
Meeting Exp.	5074.00	Sale of Wast Paper/Magzine	18130.00
Messages Pack	24662.00	Student Council	17005.00
Misc Exp.	16547.00	Subject Society	113188.00
Music Lab Exp.	15200.00	TR/ATRG	1175118.00
NAAC Exp.	18500.00	University Exam Fee	923703.00
National Cadet Corps	4262.00	University Other Fund	370295.00
National Flag	39375.00	Wi-Fi A/c	273932.00
National Seminar	60144.00	Youth Red Cross Fund	68015.00
N.S Transition Charge	8103.00	Youth Welfare Fee	67080.00
Nss. Exp.	77068.00		
Plant Beautification	6000.00		
Postage Exp.	1772.00		
Property Tax - Municipal Corporation	64405.00		
Refund of Fees	79918.00		
Remuneration P.F Maintance	19000.00		

* Physical
Academic



Sabia
SABIA
Chartered Accountant
M. No. 558387

Repair & Maintenance	95163.00	
Security Guard Salary A/c	360745.00	
Stationery A/c	60492.00	
T.A/D.A. Bills	32965.00	
Telephone & Communication	4602.00	
University Continuation & Extension Fees	81961.00	
University R.R & C.R Fee	2566440.00	
Water Bill	7804.00	
Website Creation & Maintance Charges	30000.00	
Youth Red Cross-Exp.	85067.00	
Zonal & Inter Zonal Youth Festival Exp.	613090.00	
		6230638.03
Gross Profit c/o	1318814.97	
Total	7549453.00	Total

* Physical
 Academic



Sabia
SABIA
Chartered Accountant
M. No. 558387



12/6/2024

Academic
Physical

Fixed Assets

SHRI L.N.HINDU COLLEGE - Misc. (2022 - 23)
1-April-2022 to 31-March-2023

Particulars	Rate of Dep.	WDV as on 01.04.22	Addition Before 30.09.22	Addition After 30.09.22	Total	Dep. Allowable	WDV as on 31.03.2023
Air Conditioner	15%	18959.80			18959.800	2843.970	16115.83
Air Cooler	15%	1386.83			1386.830	208.030	1178.80
Biometric Machine	15%	15707.17			15707.170	2356.080	13351.09
Books A/c	40%	82783.31			82783.310	33113.320	49669.99
Canteen Furniture	10%	4464.64			4464.640	446.460	4018.18
CCTV Camera	40%	30257.60			30257.600	12103.040	18154.56
Ceiling Fans	15%	6047.70			6047.700	907.160	5140.54
Computer Accessories	40%	5482.63			5482.630	2193.050	3289.58
Duplicating Machine	15%	468.93			468.930	70.340	398.59
Electric Equipment	15%	16006.48			16006.480	2156.570	13849.91
Electric Fan A/c	15%	16084.56			16084.560	2412.680	13671.88
Electric Motor	15%	4610.91			4610.910	691.640	3919.27
Fly Killer	10%	4027.26			4027.260	402.730	3624.53
Furniture A/c	10%	873027.21			873027.210	87302.720	785724.49
Generator Battery	15%	5947.21			5947.210	892.090	5055.12
Grass Cutting Machine	15%	11422.72			11422.720	1713.410	9709.31
Inverter Batteries	15%	30528.52			30528.520	6123.970	24404.55
Lab Equipment	15%	10781.67			10781.670	1617.250	9164.42
Language Lab Furniture	10%	18871.47			18871.470	1887.150	16984.32
Misc. Assets	15%	38216.25	3890.00		42106.250	6315.940	35790.31
Music Instruments	15%	820.85			820.850	123.130	697.72
Sewing Machine	15%	4388.49			4388.490	658.280	3730.21
Software	40%	138172.42	35400.00		173572.420	69428.970	104143.45
Sports Kit	10%	7454.92			7454.920	745.490	6709.43
Summersible Pump	15%	0.00		14738.00	14738.000	6130.350	42107.65
Thumb Impression M/c	15%	18107.24			18107.240	2716.090	15391.15
Thumb Impression M/c Software	15%	15551.10			15551.100	2332.670	13218.43
Tools	15%	1486.42		1050.00	2536.420	301.710	2234.71
Jobe Well Motor	15%	2736.45			2736.450	410.470	2325.98
Type Writer	15%	5826.85			5826.850	874.030	4952.82
Ultrasonic Cleaner	15%	923.13			923.130	138.470	784.66
Water Motor	15%	11047.18			11047.180	1657.080	9390.10
Water Purifier A/c	15%	6261.52			6261.520	939.230	5322.29
Grand Total		1407859.44	72790.00	15788.00	1496437.44	252213.57	1244223.87



Sh. L.N. Hindu College - Bca A/c

1-Apr-2022 to 31-Mar-2023 Particulars 1-Apr-2022 to 31-Mar-2023

Particulars	1-Apr-2022 to 31-Mar-2023
Direct Expenses	15220857.23
Admission Exp.	14714.00
Advertisement	209104.00
Bank Charges	23185.03
Building Repair & Maintenance	53235.00
College Security Refunded	500.00
Computer Repair and Maintenance	15650.00
Depreciation	362260.20
Educational Tour	18599.00
Electricity Expenses	257670.00
Examination Exp.	29902.00
Extension Affiliation	32784.00
Extra Activity	30342.00
Function a/c	33477.00
Generator Diesel	18016.00
Inspection Expenses	19322.00
Interview Expenses	176655.00
Legal Exp.	15000.00
Meeting Expenses	3906.00
Misc. Expenses	17234.00
Petrol & Conveyance Charge	20830.00
Postage	1255.00
Refund Fee	223596.00
Repair and Maintenance Ac	64693.00
Salary to Staff	10925048.00
Science Exhibition	14699.00
Stationery & Printing a/c	48806.00
University R.R & C.R	2591375.00

Particulars	1-Apr-2022 to 31-Mar-2023
Direct Incomes	1574597.77
Application Form - SFS Post	125150.00
BAJMC 1st Year	169240.00
BAJMC 2nd Year	100000.00
BAJMC 3rd Year	127100.00
B.B.A 1st Year	1228458.00
B.B.A 2nd Year	736430.00
B.B.A 3rd Year	496725.00
Bca 1st Year	2796530.00
Bca 2nd Year	1134450.00
Bca 3rd Year	592400.00
B.Com H 1st Year	846590.00
B.Com H 2nd	948080.00
B.Com H 3rd Year	915555.00
Bsc 1st Year	323850.00
Bsc 2nd Year	336120.00
Bsc 3rd Year	208001.00
Bsc (M) 1st Year	187106.00
Bsc (M) 2nd Year	39500.00
Bsc (M) 3rd Year	6000.00
Examination Fine	327039.00
Interest From Bank	330154.00
Late Admission Fee	21700.00
Library Fine	265.00
M.A Hindi 1st Year	452020.00
M.A Hindi 2nd Year	492200.00
M.Com 1st Year	491590.00
M.Com 2nd Year	654130.00
M.Com (H) 1st Year	107100.00
M.Com (H) 2nd Year	217219.00
M.Com (H) 3rd Year	225000.00
M.Com H 4th Year	44100.00
Misc. Income	36062.00
M.Sc 1st Year	436224.00
M.Sc 2nd Year	593890.00

Gross Profit c/o 525120.77 Gross Profit b/f 525120.77

Total **15745978.00** **Total** **1574597.77**



Sabia
SABIA
 Chartered Accountant
 M. No. 55838


* Physical
 Academic



Fixed Assets
SHRI L.N.HINDU COLLEGE-BCA(2022-23)
1-April-2022 to 31-March-2023

Particulars	Rate of Dep.	WIDV as on 01.04.22	Addition Before 30.09.22	Addition After 30.09.22	Total	Dep. Allowable	WIDV as on 31.03.2023
Air Conditioner	15%	25423.19			25423.19	3813.48	21609.71
Books	40%	36561.63			36561.63	14624.65	21936.98
Building	10%	2337578.01			2352116.01	234484.7	2117631.31
CCTV Camera	40%	10979.69	5298.00	14538.00	30753.00	6150.6	24602.40
Ceiling Fan	15%	5097.22		30753.00	16277.69	2441.65	3058.33
Computer	40%	516960.66	128337.00		652660.66	2038.89	587762.74
Furniture	10%	21336.27			21336.27	64897.92	18135.83
Generator	15%	4345.70		7363.00	11708.70	3200.44	3693.84
Inverter and Battery	15%	161210.53			161210.53	651.86	183657.27
Lab Equipment	15%	2751.53		50409.00	53160.53	27962.26	2338.80
Printer	15%	8372.35			8372.35	412.73	7116.50
Projector	15%	881.90			881.90	1255.85	749.61
Room Cooler	15%	1285.86			1285.86	132.29	1092.98
Stabilizer	15%					192.88	
Grand Total		3132784.54	133635.00	103063.00	3369482.54	362260.20	3007222.34

* Physical Academic



12/6/2022